

Pacific Slate Standard Series



Where function meets style



ABBOTSFORD
CONCRETE PRODUCTS



Our Pacific Slate Finish, with the sophisticated appearance of natural stone, opens up a variety of combinations whether used on its own or in conjunction with the Classic Standard Series. Pacific Slate Finish is available in Standard, Half Standard and Double Standard sizes.





Unsealed

Sealed**

Unsealed

Sealed**



Granite* Blend




Indian Summer* Blend



Sandalwood* Blend



Teak* Blend




How to get a professional look.

1. Compact and level the sub-base.
2. Backfill with 4" to 10" (100-250mm) of 3/4" minus road mulch or equivalent compacted granular fill.
3. Spread 1" (25mm) of concrete sand over fill. Avoid walking on the prepared base as this may cause the finished surface to be uneven.
4. Place Pacific Slate Standard Series pavers in the desired pattern close together. The spacing should be consistent to help maintain a uniform pattern. Pavers can be cut to fit with a paver cutter or masonry saw.
5. Compact pavers with a mechanical plate compactor until level and firmly in place.
6. Fill joints completely by sweeping Abbotsford Concrete's joint sand across the surface, then compacting until joints are completely filled. The area is now ready for immediate use.



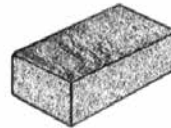
Half Standard

Length: 4-7/16" (112.5mm)
 Width: 4-7/16" (112.5mm)
 Thickness: 2-3/8" (60mm)
 Area: 7.3 stones /ft²
 80 stones /m²



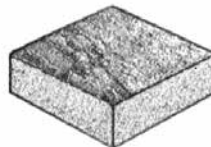
Standard

Length: 8-7/8" (225mm)
 Width: 4-7/16" (112.5mm)
 Thickness: 2-3/8" (60mm)
 Area: 3.7 stones /ft²
 40 stones /m²



Double Standard

Length: 8-7/8" (225mm)
 Width: 8-7/8" (225mm)
 Thickness: 2-3/8" (60mm)
 Area: 1.8 stones / ft²
 20 stones /m²



Specifications:

ABBOTSFORD CONCRETE PRODUCTS

Pavers are manufactured to ASTM C 936 and CSA A231.2-14 specifications,

Concrete strength: 8000 PSI (55 MPa)

Absorption: shall not exceed 5%


Weight: 2-3/8" (60mm): approx. 28lbs/ft² (140kg/m²)

3-1/8" (80mm): approx. 37lbs/ft² (182kg/m²)

Visit our website at

www.pavingstones.com

for our complete product guide,
 color selection, design details
 and photo gallery,
 or call toll free 1-800-663-4091.



Note: Due to this paver's unique profile, a special mat is required to be placed on the bottom of the compactor. Please contact your local dealer or Abbotsford Concrete technical representative for complete details.

