


# *Estate Stone*




Granite with Granite colored sand

*Where function meets style*




**ABBOTSFORD**  
CONCRETE PRODUCTS



# Estate Stone with PermaFinish

Estate Stone with its worn distressed appearance gives that historical ambience reminiscent of Old World Charm. Designed with its wider joint, Estate Stone uses polymeric joint sand to enhance and complete the installation. By simply choosing a different colored sand you can dramatically change your projects overall appearance.



**Size:**  
 Length: 11 7/8" (301mm)  
 Width: 5 5/8" (151mm)  
 Area: 2 stones/ft<sup>2</sup>  
 21.5 stones/m<sup>2</sup>  
 Thickness: 2 3/8" (60mm)

## How to get a professional look.

1. Compact and level the sub-base.
2. Backfill with 4" to 10" (100-250mm) of 3/4" minus road mulch or equivalent compacted granular fill.
3. Spread 1" (25mm) of concrete sand over fill. Avoid walking on the prepared base as this may cause the finished surface to be uneven.
4. Place Estate Stone pavers in the desired pattern close together. The spacing should be consistent to help maintain a uniform pattern. Pavers can be cut to fit with a paver cutter or masonry saw.
5. Compact pavers with a mechanical plate compactor until level and firmly in place.
6. Fill joints completely by sweeping in High Performance Polymeric Joint Sand according to the manufacturer's installation instructions.

**Unsealed**



**Granite Estate Stone**  
with Granite colored sand

**Sealed\*\***



**Unsealed**



**Granite Estate Stone**  
with Charcoal colored sand

**Sealed\*\***



**Charcoal Estate Stone**  
with Granite colored sand



**Charcoal Estate Stone**  
with Charcoal colored sand



**Copper Canyon Estate Stone**  
with Granite colored sand



**Copper Canyon Estate Stone**  
with Tan colored sand



**La Jolla Estate Stone**  
with Granite colored sand



**La Jolla Estate Stone**  
with Charcoal colored sand



**La Jolla Estate Stone**  
with Tan colored sand



**With Estate Stone, you can use different colors of Polymeric Sand to complement and personalize your project.**

\*\*Sealed' pavers in this brochure have received an acrylic sealer, which is recommended to help with maintenance and to protect them against staining. Sealing is done post installation.

### Specifications:

#### ABBOTSFORD CONCRETE PRODUCTS

Pavers are manufactured to ASTM C 936 and CSA A231.2-14 specifications.

HydraPressed Slabs to CSA A231.1-14 and ASTM C1782/C1782M-16 specifications.

**Concrete strength:** 8000 PSI (55 MPA)  
**Absorption:** shall not exceed 5%  
**Weight:** 2- 3/8" (60mm): approx. 28lbs/ft<sup>2</sup> (140kg/m<sup>2</sup>)  
 3- 1/8" (80mm): approx. 37lbs/ft<sup>2</sup> (182kg/m<sup>2</sup>)

Visit our website at

[www.pavingstones.com](http://www.pavingstones.com)

for our complete product guide, color selection, design details and photo gallery, or call toll free 1-800-663-4091.

### High Performance Polymeric Joint Sand

This paver is installed in the same way as our other pavers, however, Estate Stone requires the application of High Performance Polymeric Joint Sand designed for use with wide joint formats.

